

VERIFY BP TRAINING TOOL – BPBADGE.COM

PEC/Premier has created an on-line tool that anyone can use to verify the status of an individual's BP oil spill response and clean up training. The tool has been specifically optimized for use with iPhones and newer Blackberry phones. It will also work equally well with desktop or laptop computers. The only requirement is that the cell phone or PC must be connected to the Internet.

LOOKUP TOOL FEATURES:

- The tool can be used at a dock, demarcation point, or anywhere else in the field to verify BP training. All that is required is an Internet-connected computer or cell phone.
- Optionally, a barcode scanner can be used to scan the PEC barcode from individual's PEC badge.
- Lookup individuals by their PEC (test) number.
- Lookup individuals with just their first name and last name.
- The tool has been optimized to handle scenarios where more than one record is in the system with the same first and last names.

HOW TO USE TOOL:

1. Open up your browser on your PC or your phone and go to <http://www.bpbadge.com>.

This will display the tool as shown in the image to the right. The Clear button will clear out any previous search criteria.

2. You can search in two different ways as follows:
 - a. To lookup an individual by their PEC number, click on the 'Enter card number here' box indicated by the #1 arrow and either scan in the barcode from the badge or manually type in the 12-digit PEC number from the badge.

Searching by the PEC number is the most effective way to find a single individual's record.

- b. You can also look up an individual by entering their first and last names in the fields indicated by the #2 arrow.
3. Click either of the two 'Search' buttons to look up the individual's training. One of several possible results will be displayed as covered in the following sections:

BP Gulf Clean Up Training Verification

Enter card number here:
 Search

Don't have a card? Fill out the fields below then search.

First Name: Clear

Last Name:

Search

[Help page](#)

Copyright 2010 [PEC/Premier](#)


TRAINEE NOT FOUND RESULT:

If there is no matching record for your search criteria in our system, you will receive a screen similar to the image to the right. This indicates, as you might guess, that no record was found that matched your search criteria.

If you were looking up a PEC number, you may wish to double check that you entered the correct PEC number and search again.

If you searched by the person's first and last name, you may want to check the spelling and search again.


Note: PEC/Premier is working as quickly as possible to enter individuals into our Training Tracker system after attending a class. However because of the sheer volume of training taking place, there may be a delay in getting records entered.

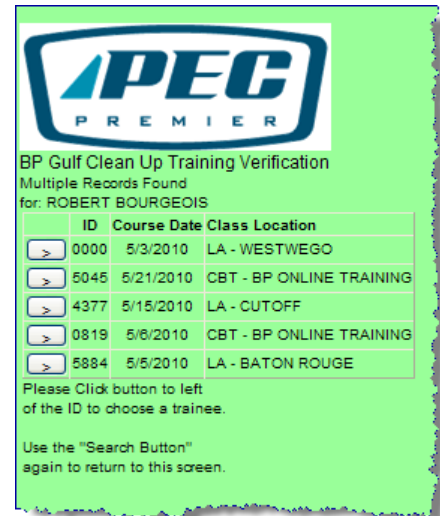


MULTIPLE RESULTS FOUND:

If multiple records match your search criteria, you will receive a screen similar to the image to the right. A row is included for each of the matching records. Each row contains the following information:

- **ID** – This is either the last four digits of the person's Social Security Number or it is the BP employee ID number for CBT (Computer Based Training) courses.
- **Course Date** – This is the date that the training took place.
- **Class Location** – This is the location where the training took place. Class Locations will be in the form of 2-character state abbreviation followed by the City.

Click on the Arrow button () of the row that appears to be the person you are searching. This will display the training results for that person.




SUCCESSFUL RESULT:

If a single match is found for your search criteria, a screen similar to the image to the right will be displayed.






Three pieces of information are displayed as follows:

1. The individual's full name is displayed in the area indicated by the #1 arrow.
2. The individual's training level is depicted by the presence of one or more Gulf Clean Up logos displayed in the area indicated by the #2 arrow. (See below for interpretation of the logos.)
3. The individual's PEC number is displayed in the area indicated by the #3 arrow. Individuals may have more than one valid PEC number in our database if they attended training more than once. Only one of the PEC numbers will be displayed.



INTERPRETING THE LOGOS:

There are five possible Gulf Clean Up logos that may be displayed using this tool. In order to conserve PDA display real estate, some of the logos indicate the completion of more than one training module. The table below explains what each logo represents.

LOGO	MEANING
	<p>The presence of the Module-1 Gulf Clean Up logo indicates that this individual has completed the MC252 Volunteer / All Responders (Module 1) training course. This individual has <u>not</u> had module-2.</p> <p>(Only a small number of individuals early on received just module-1 without module-2.)</p>
	<p>The presence of the Module-2 Gulf Clean Up logo indicates that this individual has completed both of the following BP modules:</p> <ul style="list-style-type: none"> MC252 Volunteer / All Responders (Module 1) MC252 Para-Professional / Contractor (Module 2)
	<p>The presence of the Module-3S Gulf Clean Up logo indicates that this individual has completed all of the following BP modules:</p> <ul style="list-style-type: none"> MC252 Volunteer / All Responders (Module 1) MC252 Para-Professional / Contractor (Module 2) MC252 4-Hr Shoreline Response Training (Module 3S)
	<p>The presence of the Module-3S Gulf Clean Up logo indicates that this individual has completed all of the following BP modules:</p> <ul style="list-style-type: none"> MC252 Volunteer / All Responders (Module 1) MC252 Para-Professional / Contractor (Module 2) MC252 VOO Marine Response Training (Module 3M) <p>The MC252 VOO Marine Response Training (Module 3M) course replaces the earlier MC252 Vessels of Opportunity (Module 4) course. All Vessels of Opportunity training done after 05/09/2010 will be using the new Module-3M course content.</p>
	<p>The presence of the Module-4 Gulf Clean Up logo indicates that this individual has completed the MC252 Vessels of Opportunity (Module 4) training course.</p> <p>This course was taught on or before 05/09/2010 to boat captains and crew. This module did not incorporate all of the BP content. After this date, this course was replaced by the MC252 VOO Marine Response Training (Module 3M) course, which does incorporate modules 1, 2, and 3 BP content. This course (MC252 Vessels of Opportunity (Module 4)) is now obsolete.</p>